



## About Application of Worker Licences

### About Application of Worker Licences

The requirements for the below mentioned licences are as follows: -

[Apply for Worker Licence](#)

[Make Payment](#)

[Check Application Status](#)

[Exit](#)

#### **Electrician's Licence -**

An applicant who meets the following requirements may apply for the electrician's licence -

- (a) possesses a National Institute of Technical Education Certificate which curriculum is relevant to the electrical work which an electrician is authorised to perform or such other qualification as may be acceptable to the Authority; and has not less than 2 years practical experience in Singapore relevant to the electrical work which an electrician is authorised to perform; or
  - (b) has not less than 10 years practical experience in Singapore relevant to the electrical work which an electrician is authorised to perform; or
  - (c) has not less than 5 years practical experience in Singapore relevant to the electrical work which an electrician is authorised to perform; and has successfully completed a course of instruction specified on the approved courses webpage that is relevant to the electrical work which an electrician is authorised to perform.
- Any individual who wish to sign up for the Preparatory Course may find out more from [here](#).

#### **Electrical Technician's Licence -**

An applicant who meets the following requirements may apply for the electrical technician's licence -

- (a) possesses a diploma majoring in electrical power engineering relevant to the electrical work which an electrical technician is authorised to perform, or such other qualification as may be acceptable to the Authority; and has not less than 2 years practical experience in Singapore relevant to the electrical work which an electrical technician is authorised to perform; or
- (b) possesses a diploma majoring in electrical power engineering relevant to the electrical work which an electrical technician is authorised to perform, or such other qualification as may be acceptable to the Authority; and has not less than one year practical experience in Singapore relevant to the electrical work which an electrical technician is authorised to perform; and has successfully completed a course of instruction specified on the approved courses webpage that is relevant to the electrical work which an electrical technician is authorised to perform; or
- (c) possesses an electrician's licence; and has not less than 5 years practical experience in Singapore relevant to the electrical work which an electrician is authorised to perform, beginning on the date the electrician's licence was issued to him; and has successfully completed a course of instruction specified on the approved courses webpage that is relevant to the electrical work which an electrical technician is authorised to perform.

Any individual who wish to sign up for the Preparatory Course may find out more from [here](#).

#### **Electrical Engineer's Licence -**

An applicant who meets the following requirements may apply for an electrical engineer's licence.

- (a) is a registered professional engineer in electrical engineering under the Professional Engineers Act (Cap. 253); and
- (b) has not less than 2 years' post-graduate experience in Singapore in electrical power engineering relevant to the electrical work which an electrical engineer is authorised to perform.

### **Cable Detection Work Licence -**

An applicant who meets the following requirements may apply for a cable detection work licence.

(a) possesses a diploma majoring in engineering, architecture, building, land surveying or any other discipline relevant to the construction of structures, or such other qualification as may be acceptable to the Authority; and has not less than 2 years relevant experience; and has successfully completed a course of instruction specified on the approved courses webpage that is relevant to cable detection work; or

(b) possesses a National Institute of Technical Education Certificate majoring in engineering, architecture, building, land surveying or any other discipline relevant to the construction of structures, or such other qualification as may be acceptable to the Authority; and has not less than 5 years relevant experience; and has successfully completed a course of instruction specified on the approved courses webpage that is relevant to cable detection work; or

(c) possesses a Workplace Literacy and Numeracy (Level 5) Certificate under the Singapore Workforce Skills Qualifications framework, or such other qualification as may be acceptable to the Authority; and has not less than 10 years relevant experience; and has successfully completed a course of instruction specified on the approved courses webpage that is relevant to cable detection work.

Any individual who wish to sign up for the WSQ Course may find out more from [here](#).

### **Gas Service Worker Licence -**

An applicant who meets either one of the following requirements may apply for a gas service worker licence:

(a) Holds a Builder Certificate in Plumbing and Pipefitting issued by the BCA Academy and a Gas Service Workers Course certificate issued by the BCA Academy, and has at least 2 years' practical experience in Singapore relevant to the work to be performed by a gas service worker.

or

(b) Holds a Diploma in Mechanical Engineering and a Certificate in Gas Technology issued by the BCA Academy, and has at least 2 years' practical experience in Singapore relevant to the work to be performed by a gas service worker.

or

(c) Holds a Gas Service Workers Course certificate or Certificate in Gas Technology issued by the BCA Academy, and has not less than 10 years of practical experience in Singapore relevant to the work to be performed by a gas service worker.

### **Gas Service Worker Licence (Restricted) -**

An applicant must successfully complete a course in gas service work pertaining to installation, maintenance, repair and testing of gas appliances approved by the Authority, and have: -

(a) at least 2 years' relevant practical experience in Singapore on town gas or natural gas appliances; and

(b) ability to understand appliance manuals in English.

[Next Topic > Apply for Worker Licence](#)



## Apply for Worker Licence

[About Application of Worker Licences](#)

**Apply for Worker Licence**

[Make Payment](#)

[Check Application Status](#)

[Exit](#)

**Step 1:** Go to EMA Web Site (ELISE) at <http://elise.ema.gov.sg>

**Step 2:** Click "**Apply**" on the top navigation menu to apply for worker's licence.



**Step 3:** Select and click on the type of licence you wish to apply at the left navigational menu.



**Step 4:** Read the explanatory notes for application of worker's licence requirements such as responsibility, qualifications, application fees, mode of payment and frequently asked questions are displayed. Click "Proceed to Application" button to proceed with the application.

**ENERGY MARKET AUTHORITY**

Singapore Government  
Integrity • Service • Excellence

Contact Info | Feedback | Search | Sitemap

Home | Circulars & Publications | EMA Homepage

Apply | Search for Worker | Downloads

**Application**

- Cable Detection Workers Licence
- Electrical Engineer's Licence
- Electrical Technician's Licence
- Electrician's Licence
- Gas Service Workers Licence

**Check Status**

- Check Installation Licence Application Status
- Check Worker Licence Application Status

### Worker Licence Application Requirements

#### Application for a Cable Detection Work Licence

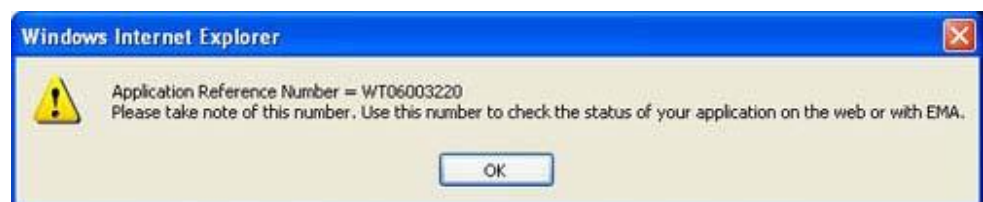
To minimise damages to electricity cables, it is a mandatory requirement to perform cable detection work prior to the commencement of any earth works. Cable detection work must be carried out by a licensed cable detection worker.

#### Qualifications

An applicant who meets the following requirements may apply for a cable detection work licence.

- holds a diploma majoring in engineering, architecture, building, land surveying or any other discipline relevant to the construction of structure issued by one of the Singapore's Polytechnic, or such other qualifications as may be acceptable to the Authority;
- has not less than 2 years' relevant practical experience in -
  - building construction in Singapore;
  - building services in Singapore;
  - civil engineering in Singapore; or
  - structural engineering construction in Singapore,
 so as to enable him to perform cable detection work efficiently; and
- has successfully completed a course in cable detection work approved by the Authority.

**Step 5:** An "Application Reference Number" will be issued and displayed. Please take note of this number. This number will enable you to check the online application status upon successful submission of application.



**Step 6:** Applicant is required to fill in the required fields (denoted by \*) such as applicant particulars, current employment record, previous employment record, relevant experiences, academic qualifications and check all the declaration statements.

## Application for Worker Licence

### Application for a Cable Detection Work Licence

**This form may take you 15 minutes to fill in. You will need the following information to fill in the form:**

- > Personal Particulars
- > Current / Previous Employment Records
- > Academic Qualifications
- > Type of Equipment for Cable Detection Work

#### Documents to attach:

- > Photograph (Passport photo size)
- > Certificate / Diploma / Degree
- > Certificate of Fitness (RMP) - (for applicant who is 65 years old or above)
- > FIN (Foreign Identification Number) Card
- > CPF Medisave Statement - (for self-employed only)
- > Testimonials from Employers

Step by Step  
**Guide**

To view a detailed  
Step by Step Guide,  
please click here.

\* - Required field.

<b>Application Reference Number:</b>	<b>WT06003220</b>
<b>Type of Licence *</b>	Cable Detection Worker <input type="text"/>
<b>NRIC/ FIN No *</b>	<input type="text"/>
<b>Applicant Name *</b>	<input type="text"/>
<b>Nationality *</b>	SINGAPOREAN <input type="text"/>
<b>Date of Birth *</b> (dd/mm/yyyy)	<input type="text"/>
<b>Age:</b>	<input type="text"/>
<b>Race *</b>	Select <input type="text"/>
<b>Gender *</b>	<input type="radio"/> Male <input type="radio"/> Female
<b>Applicant's Block and Unit No:</b>	<b>Block/House No*</b> <input type="text"/> <b>Unit#</b> <input type="text"/> - <input type="text"/>
<b>Road Name *</b>	<input type="text"/>
<b>Building Name :</b>	<input type="text"/>

**Step 7:** Upon completion of data entry, click "Continue" System will verify the data entry. You may require re-entering, if your data do not fulfill the condition. A confirmation page will be displayed for your verification.

## Application for Worker Licence

### Application for a Cable Detection Work Licence

Please do not use the back button of the browser! If you want to go back, click [here](#).

<b>Application Reference Number:</b>	WT06003220
<b>Type of Licence :</b>	Cable Detection Worker
<b>NRIC/ FIN No :</b>	
<b>Applicant Name:</b>	
<b>Nationality:</b>	SINGAPOREAN
<b>Date of Birth:</b> (dd/mm/yyyy)	10/10/1947
<b>Age:</b>	58
<b>Race:</b>	CHINESE
<b>Gender:</b>	Male
<b>Applicant's Block and Unit No :</b>	12 #12-11
<b>Road Name:</b>	ANG MO KIO AVE 10
<b>Building Name :</b>	
<b>Postal Code :</b>	560012
<b>Email Address:</b>	
<b>Home Telephone No:</b>	
<b>Hand Phone No :</b>	
<b>Pager No :</b>	
<b>Fax No :</b>	
<b>Self Employed:</b>	No

**Step 8:** Upon verification of data entry, click "Continue" to proceed, else, click "Back" for amendments.

**Step 9:** Applicant is required to submit the documents marked \*. Click "Browse" to retrieve the relevant document.

## Application for Worker Licence

Please do not use the back button of the browser! If you want to go back, click [here](#).

Attachments		
Attachment Type	Maximum Size	File Types
Photo attachment	50KB	cmp,gif,jpg,pcd,wpg,png
All except photo	1MB each	zip,pdf,jpg,tif,tiff,gif

<b>Passport-photo size Photograph *</b>	<input type="text"/>	<input type="button" value="Browse..."/>
<b>Certificate/Diploma/Degree *</b>	<input type="text"/>	<input type="button" value="Browse..."/>
<b>Certificate of Fitness (RMP)</b>	<input type="text"/>	<input type="button" value="Browse..."/>
<b>FIN Card</b>	<input type="text"/>	<input type="button" value="Browse..."/>
<b>CPF Statement - Medisave</b>	<input type="text"/>	<input type="button" value="Browse..."/>
<b>Testimonials *</b>	<input type="text"/>	<input type="button" value="Browse..."/>
<b>Consent letter from owner of the equipment</b>	<input type="text"/>	<input type="button" value="Browse..."/>
<b>Any other attachment</b>	<input type="text"/>	<input type="button" value="Browse..."/>

\* - required Attachments

**Step 10:** Check on the declaration notes and click "Continue" to submit the application and the attachments.



**Step 11:** The System will present the payment page to allow the user to make payment using one of the following modes: eNETS Credit Card or eNETS Debit. See [Make Payment for application fee](#) for details.

**Step 12:** Upon successful payment, an acknowledgement for the application will be presented on the browser. You may print the page for future reference.



### Acknowledgement

04/10/2006 15:05:54

We acknowledge receipt of your application. Please note your application reference number is **WT06003220**. You may log on to the EMA website: <http://www.ema.gov.sg> to check your application status. We will inform you about the outcome of your application within 10 days.



**Note:** If payment is not complete, the "Payment Required" page will be displayed. To continue with payment, click "here" to complete.



### Payment Required

04/10/2006 15:02:28

You have not made a successful payment. [Click here](#) to make payment.

You could disable the 'Pop-up Blocker' in the Internet Explorer. Select 'Tools', 'Internet Options', 'Privacy' and unchecked the 'Block pop-ups' function.

Top

[Back Next Topic > Make Payment for the application fee](#)



## Make Payment

[About Application of Worker Licences](#)

[Apply for Worker Licence](#)

### Make Payment

[Check Application Status](#)

[Exit](#)

On the Payment Mode Selection Page, click on the payment mode to be used. The following modes will be provided: eNETS Credit Card or eNETS Debit.

### By Examples

[Example 1: Making payment by eNETS Credit Card](#)

[Example 2: Making payment by eNETS Direct Debit](#)

[Back](#)

[Next Topic> Check Application Status](#)



 Download PDF

[About Application of Worker Licences](#)  
[Apply for Worker Licence](#)

[Make Payment](#)  
[Check Application Status](#)  
[Exit](#)

### Make Payment Example 1: Making payment by eNETS Credit Card

**Step 1:** The following modes will be provided: eNETS Credit Card or eNETS Debit. Verify the payment amount, and select eNETS Credit as the mode of payment.

**Online Payment Services**

[Help](#) | [Close Window](#)

Payment Details		10/06/2013 11:25:25
Transaction ID.	130000383012	
Pay to	Energy Market Authority	
Payment Ref No.	E00394	
Payment Description	Payment for Installation Licence Renewal Fee	
Amount	SGD 100.00	

**NETS will discontinue its NETS CashCard Online Payment System (COPS) with effect from 30 June 2013. As such, the CashCard payment mode in ELISE will not be available with effect from 30 June 2013.**

**You may use eNETS Direct Debit (Internet Banking), eNETS Credit (Credit Card) or GIRO to make payment for your licence with EMA.**

**If you have any questions on payment of your licence fees with EMA, you may contact us at 6835 8060 or email: [ema\\_lw@ema.gov.sg](mailto:ema_lw@ema.gov.sg). If you have any questions on COPS, please contact NETS Customer Service Centre at Tel: 6274 1212 or email: [info@nets.com.sg](mailto:info@nets.com.sg).**

**Select one of the following payment mode:**

eNETS <b>Debit</b>
eNETS <b>Credit</b>

**Please do not use your BACK or RELOAD/REFRESH browser functions while using this service.**

**Step 2:** Verify the payment amount, and click "Yes" button to proceed for eNets Credit Card Payment. Otherwise, click "No" to abort the process.

## Payment Required

<b>Payment Details</b>	10/06/2013 11:31:28
Transaction ID.	130000383012
Pay to	Energy Market Authority
Payment Ref No.	E00394
Payment Description	Payment for Installation Licence Renewal Fee
Amount	SGD 100.00

Do you want to pay the fee using eNETS eNETS CREDIT CARD?

**If you encounter any error messages during the payment process and suspect that the payment is deducted, please contact us at Tel : 68358060 during office hours.**

**Do NOT re-submit your application to avoid duplicate payment.**

**Please do not use your BACK or RELOAD/REFRESH browser functions while using this service.**

[Terms & Conditions Governing Electronic Payment Services](#)

**Step 3:** Enter your Name on Card, Card Number, CVV/CVC2, Expiry Date, read and check the declaration clause, and click "Submit" to proceed. Otherwise, click "Cancel" to abort the process.

Do not refresh the page after submission. Note that the payment transaction process may take a while to complete.

Consumer eNETS

Privacy Policy

Security Guidelines

Customer Service

## credit/debit card payment

If you are using a pop-up blocker, please add the following list as your allowed sites. Otherwise, the relevant transaction pages from the banks may not be displayed, or your transaction request may not be completed.

1. www.enets.sg

### TRANSACTION INFORMATION

Merchant Name	Energy Market Authority
Merchant Reference Code	130000394496
NETS Reference Code	20130627150523869
Amount	SGD 100.00

**Important Notice:** Please note down the transaction information in this section just in case you need to raise any query on this transaction.

### CREDIT/DEBIT CARD INFORMATION



Name on Card

Card Number

Please note that the Credit Card Number should be 13 or 16 digits. Please input your card number without space or dash.

CVV / CVC2  [What is CVV/CV2/CID]

Expiry Date: Month  Year  (eg: 2013)

**I have read, understood and accepted the return and refund policy for the purchase of relevant products / services.**

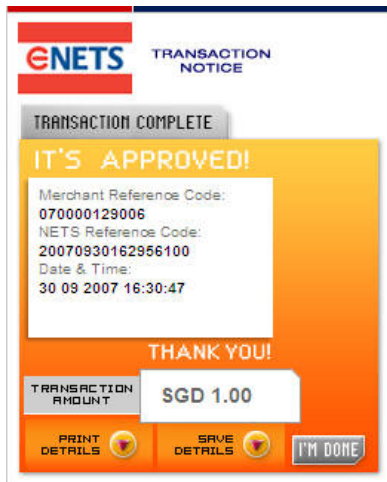


**Important:** Please do not use your BACK or RELOAD/REFRESH browser functions or CLOSE your browser while using this service

© eNETS is a product of Network for Electronic Transfers (Singapore) Pte Ltd.



**Step 4:** When the transaction is completed, you will get a pop up window to show transaction note similar to the below. You may print this for your reference.



**Step 5:** Upon successful payment, an acknowledgement for the application will be presented on the browser. You may print the page for future reference.

**By Examples**

[Example 1: Making payment by eNETS Credit Card](#)

[Example 2: Making payment by eNETS Direct Debit](#)

[Top](#) 

[Back](#)

[Next Topic > Example 2: Making payment by eNETS Direct Debit](#)



## Make Payment

### Example 2: Making payment by eNETS Direct Debit

[About Application of Worker Licences](#)

[Apply for Worker Licence](#)

[Make Payment](#)

[Check Application Status](#)

[Exit](#)

**Step 1:** The following modes will be provided: eNETS Credit Card or eNETS Debit.

### Online Payment Services

[Help](#) | [Close Window](#)

**Payment Details** 10/06/2013 11:25:25

Transaction ID.	130000383012
Pay to	Energy Market Authority
Payment Ref No.	E00394
Payment Description	Payment for Installation Licence Renewal Fee
Amount	SGD 100.00

**NETS will discontinue its NETS CashCard Online Payment System (COPS) with effect from 30 June 2013. As such, the CashCard payment mode in ELISE will not be available with effect from 30 June 2013.**

**You may use eNETS Direct Debit (Internet Banking), eNETS Credit (Credit Card) or GIRO to make payment for your licence with EMA.**

**If you have any questions on payment of your licence fees with EMA, you may contact us at 6835 8060 or email: [ema\\_lw@ema.gov.sg](mailto:ema_lw@ema.gov.sg). If you have any questions on COPS, please contact NETS Customer Service Centre at Tel: 6274 1212 or email: [info@nets.com.sg](mailto:info@nets.com.sg).**

**Select one of the following payment mode:**

⋮	<input type="button" value="eNETS Debit"/>	⋮
⋮	<input type="button" value="eNETS Credit"/>	⋮

**Please do not use your BACK or RELOAD/REFRESH browser functions while using this service.**

**Step 2:** For eNETS Direct Debit payment, click on the "eNETS Debit" button.

**Step 3:** Verify payment details, to confirm payment click "Yes", otherwise click "No" to cancel payment.

## eNETS Debit

### Payment Details

10/06/2013 11:59:54

Transaction ID.	130000383012
Pay to	Energy Market Authority
Payment Ref No.	E00394
Payment Description	Payment for Installation Licence Renewal Fee
Amount	SGD 100.00

**Do you want to pay the fee using eNETS Debit?**

Yes

No

**If you have encountered error message after you have activated eNETS Debit payment.**

**Please check your payment transaction history of your Internet Banking account and if payment is deducted, contact us at Tel: 68358060 during office hours.**

**Do NOT re-submit your application to avoid duplicate payment.**

**Please do not use the BACK or RELOAD/REFRESH button of the browser!**

[Terms & Conditions Governing Electronic Payment Services](#)

**Step 4:** Verify transaction amount, select the bank from the drop down list box and click "Submit" to proceed, otherwise click "Cancel" to cancel payment.





**Step 5:** Enter internet banking user id, password and click "Submit" to proceed; otherwise click "Cancel" to cancel payment.



DBS d2pay 30/04/2002 16:21:14

Payment Details	
Pay to	IRAS-eNETS
Payee Reference	30042002162359008093
Amount	\$1.00
Transaction Description	Tax Payment Test

To authorise the above payment, please enter your Internet Banking PIN here

**Important:** By clicking the "Submit" button below, you agree to be bound by the DBS Bank's standard [Terms & Conditions Governing Electronic Services](#). You also acknowledge that DBS Bank will not be liable for acting in good faith on the merchant's notification as to the amount to be deducted from your account or for any delay on the merchant's part in relaying such notification to DBS Bank or for any claims against or disputes with the merchant. All disputes relating to the amount or timing of the deductions and/or any other claims against or disputes with the merchant should be referred to the merchant directly.

**Note:** To verify that this is a legitimate DBS Bank website, you can right-click your mouse and select View Info (for Netscape browsers) or Properties (for Internet Explorer browsers) to view our certificate.

**Please do not use your BACK or RELOAD / REFRESH browser functions while using this service.**

**Step 6:** Receipt will be generated upon successful transaction. Print the receipt for future reference.

DBS d2pay 30/04/2002 16:22:27 hrs

**Your transaction has been completed.**  
Please print a copy for reference.

Date/Time : Singapore 30/04/2002 16:22:27 hrs

Payment Details	
From DBS Account	POSBank Savings 126-03332-0
Paid to	IRAS-eNETS
Payee Reference	30042002162359008093
Amount	\$1.00
DBS d2pay Reference	14004
Narration Description	Tax Payment Test

**Please do not use your BACK or RELOAD / REFRESH browser functions while using this service.**

**Step 7:** Upon successful payment, an acknowledgement for the application will be presented on the browser. You may print the page for future reference.

#### By Examples

[Example 1: Making payment by eNETS Credit Card](#)

[Example 2: Making payment by eNETS Direct Debit](#)

Top 

[Back](#)

[Next Topic > Check Application Status](#)

 [Download PDF](#)

[About Application of Worker Licences](#)

[Apply for Worker Licence](#)

[Make Payment](#)

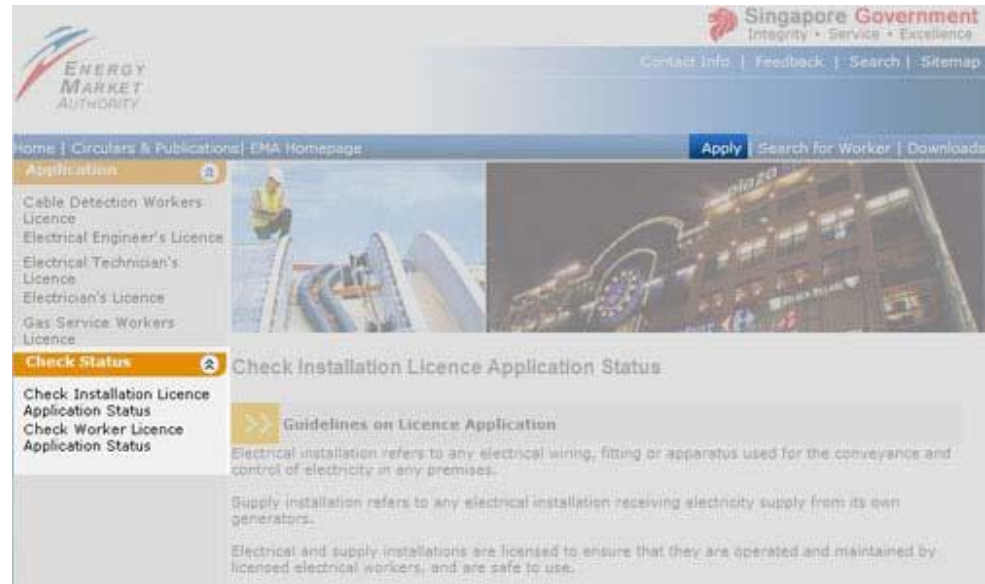
**Check Application Status**

[Exit](#)

## Check Application Status

**Step 1:** Go to EMA Web Site (ELISE) at <http://elise.ema.gov.sg>

**Step 2:** Click "**Apply**" on the top navigation menu. Then click on the "**Check Worker Licence Application Status**" under "Check Status".



**Step 3:** Enter the application reference number as shown in your acknowledgement receipt of your online application and click "Search" .

### Check Worker Licence Application Status

Application Reference No:

**Step 4:** System displays the application status, interview date and written test date. Date of interview is informed via applicant's email.

### Check Worker Licence Application Status

Application Reference No:   
Status: IP - In Process  
Interview Date:

[Top](#) 

[Back](#)

[Home > About Application of Worker Licence](#)